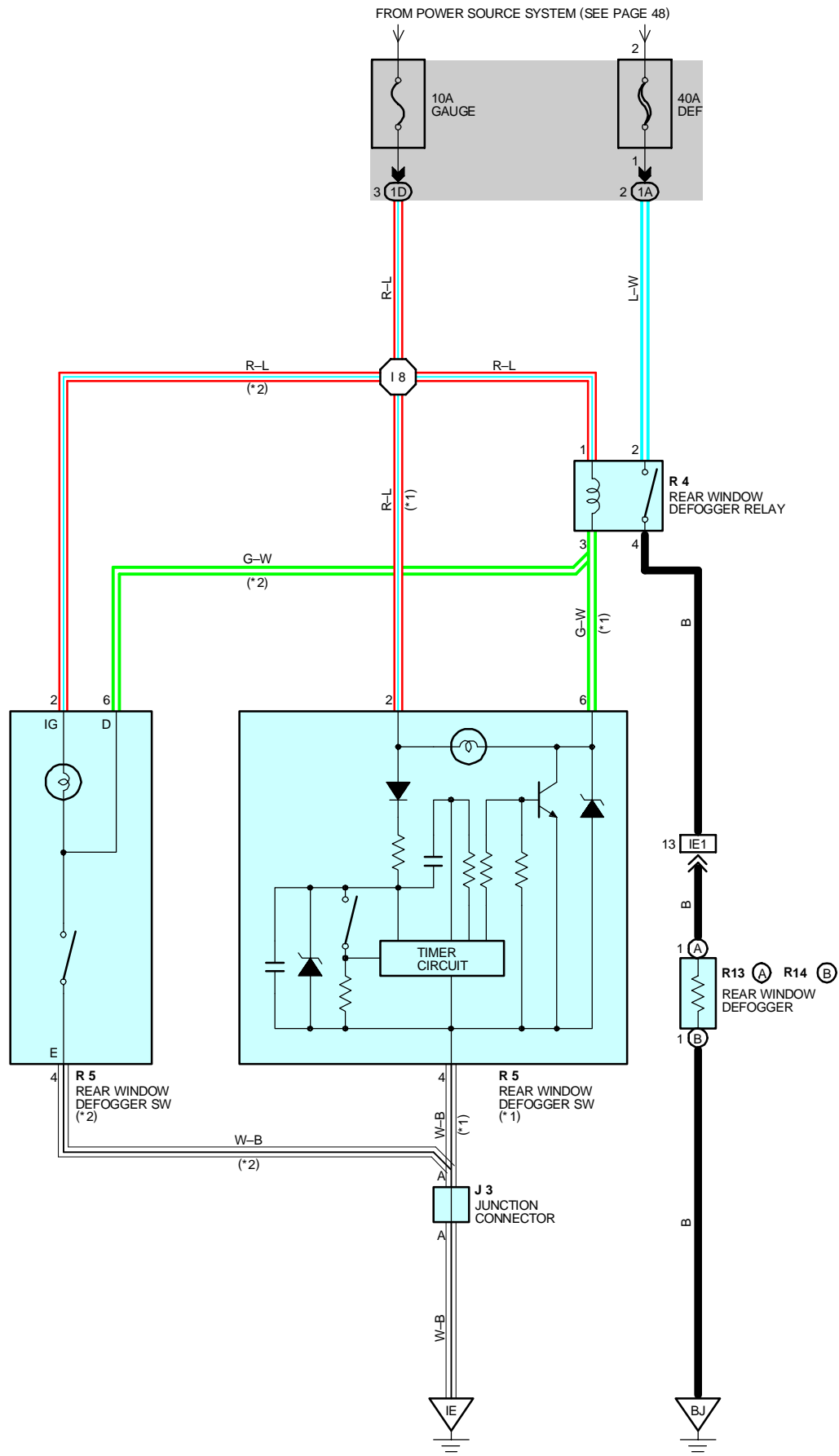




REAR WINDOW DEFOGGER

*1 : W/ TIMER
*2 : W/O TIMER



SERVICE HINTS

R 4 REAR WINDOW DEFOGGER RELAY

2-4 : CLOSED WITH THE IGNITION SW ON AND THE REAR WINDOW DEFOGGER SW ON

R 5 REAR WINDOW DEFOGGER SW (W/ TIMER)

2-GROUND : APPROX. 12 VOLTS WITH THE IGNITION SW ON

4-GROUND : ALWAYS CONTINUITY

6-GROUND : CONTINUITY WITH THE DEFOGGER SW ON AND APPROX. 15 MINUTES THEREAFTER

R 5 REAR WINDOW DEFOGGER SW (W/O TIMER)

4-6 : CLOSED WITH THE REAR WINDOW DEFOGGER SW ON

○ : PARTS LOCATION

| CODE | SEE PAGE | CODE | SEE PAGE | CODE | SEE PAGE |
|------|----------|------|----------|------|----------|
| J 3 | 27 | R 5 | 27 | R14 | B |
| R 4 | 27 | R13 | A | | |

○ : JUNCTION BLOCK AND WIRE HARNESS CONNECTOR

| CODE | SEE PAGE | JUNCTION BLOCK AND WIRE HARNESS (CONNECTOR LOCATION) |
|------|----------|---|
| 1 A | 20 | INSTRUMENT PANEL WIRE AND DRIVER SIDE J/B (LEFT KICK PANEL) |
| 1 D | | |

□ : CONNECTOR JOINING WIRE HARNESS AND WIRE HARNESS

| CODE | SEE PAGE | JOINING WIRE HARNESS AND WIRE HARNESS (CONNECTOR LOCATION) |
|------|----------|--|
| IE1 | 32 | INSTRUMENT PANEL WIRE AND FLOOR WIRE (LEFT KICK PANEL) |

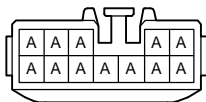
▽ : GROUND POINTS

| CODE | SEE PAGE | GROUND POINTS LOCATION |
|------|------------------|------------------------------------|
| IE | 32 | INSTRUMENT PANEL BRACE LH |
| BJ | 36 (C/P) | RIGHT SIDE OF THE UPPER BACK PANEL |
| | 37 (CONVERTIBLE) | |

○ : SPLICE POINTS

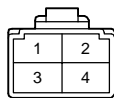
| CODE | SEE PAGE | WIRE HARNESS WITH SPLICE POINTS | CODE | SEE PAGE | WIRE HARNESS WITH SPLICE POINTS |
|------|----------|---------------------------------|------|----------|---------------------------------|
| I 8 | 34 | INSTRUMENT PANEL WIRE | | | |

J 3 BLUE

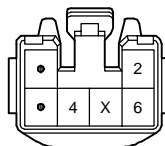


(HINT : SEE PAGE 7)

R 4



R 5 BLACK



(C/P) R13 (A) BLACK



(CONVERTIBLE) R13 (A)



R14 (B) BLACK

